



Texture Exploration Activities


Option 1: Create the most interesting actual texture on your card that you can manage (you can cut, glue, fold, or do other manipulations)



Option 2: Draw a piece of fruit with a different texture than normal



Option 3: Using only pen, divide your paper into at least 6 sections and create a different texture in each.



Option 4: Find something in the room that has texture. Create a realistic drawing of it focusing on showing the texture.



Option 5: Find as many different textures as you can in a magazine. Fill a card with collage of these textures. (Make it even better by sticking with a single color or color scheme).



Option 6: Using tempera paint, apply it to the card in different ways (with the back of the paint brush, scrape away at it, clump it together, etc)

